












Hesi SOIL Grow schedule



EN

Week		1 Growth	2 Growth	1 Bloom	2	3 Bloom	4	5 Bloom	6	7 Bloom	8
Nutrients	clone	Growth		B L O O M							
TNT Complex		25	50 ml/10 L								
Bloom Complex						50 ml/10 L					
Phosphorus Plus							25 ml/10L				
Booster											
Root Complex		Start & stress		50 ml/10 L							
SuperVit			Regularly 1 drop per 4,5 L water for extra energy								
PowerZyme		20 ml/10 L		1-2 times a week together with the nutrients and boosters							
Boost					20 ml/10 L				20 ml/10 L accelerates flower development		
Lighting		18 hours		12 hours							

Flush with pure water